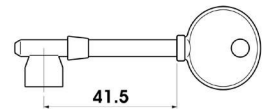
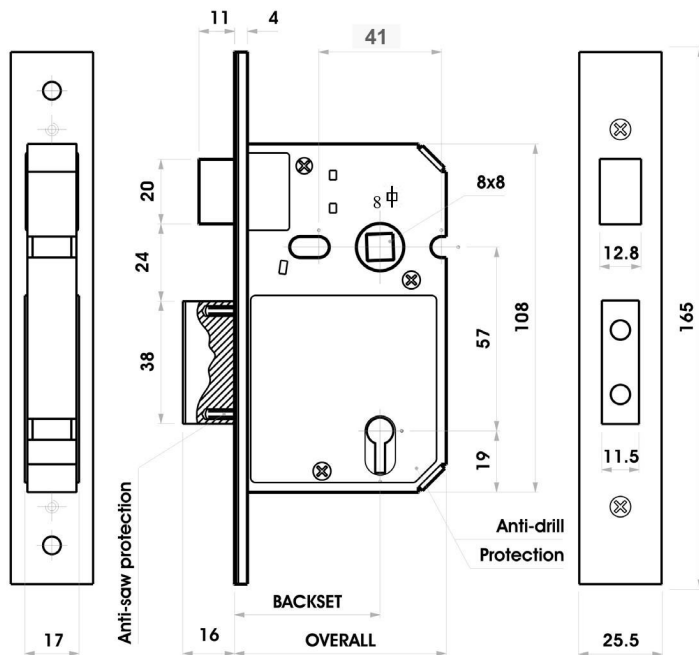


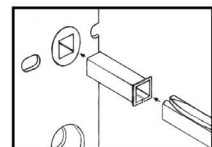
# PROTECTOR 795 5 LEVER MORTICE LOCK

- Hardened Steel Anti-Drill plates
- Anti-Saw Protection (Bolt)
- Heavy duty epoxy powder coated steel case
- Key operates Deadbolt
- Latchbolt Retracted via 8 mm  $\phi$  Follower
- Heavy duty Stainless Steel or Brass Strike with Steel Box
- Latch easily reversible without opening case
- Satin Brass Fine & Satin Stainless Fine finishes
- Protector Rebate Set available (ref 735R)
- Easily Re-Keyable – 2 Keys supplied per lock
- Supplied with All Fitting Screws



ITEM NO.	FINISH	BACKSET	OVERALL
795-3.0-SBF	Satin Brass Fine	58.5mm	79mm
795-3.0-SSF	Satin Stainless Fine	58.5mm	79mm
795-2.5-SBF	Satin Brass Fine	45.5mm	66mm
795-2.5-SSF	Satin Stainless Fine	45.5mm	66mm
Z-SLEEVE-SS	Spindle Sleeve-8/7.6mm-Stainless Steel		
795-KB-SBF	Key Blank for 795 Mortice Lock-Satin Brass		
<b>Rebate Set - Non-Handed- Suitable for RH or LH Installations</b>			
735R-SBF	Rebate Set-Satin Brass-Suits 735/795 Mortice Lock		
735R-SSF	Rebate Set-Satin S/Steel-Suits 735/795 Mortice Lock		
<b>Spare Lever Assemblies</b>			
795-00	Lever Assembly-No.00-Suit Protector 5 Lever Range		
795-01	Lever Assembly-No.01-Suit Protector 5 Lever Range		
795-02	Lever Assembly-No.02-Suit Protector 5 Lever Range		
795-03	Lever Assembly-No.03-Suit Protector 5 Lever Range		
795-04	Lever Assembly-No.04-Suit Protector 5 Lever Range		
795-05	Lever Assembly-No.05-Suit Protector 5 Lever Range		

Min. Practical Door Thickness for PROTECTOR 795 is 32 mm



Precision Formed Stainless Steel Sleeve available to reduce 8mm  $\phi$  Lock Follower to suit 7.6mm  $\phi$  Spindles.

